




-  SPHERE OF INFLUENCE
-  CALIFORNIA CITY LIMIT



This map and/or data is for general reference purposes only.  
 LAFCo assumes no liability for the misuse or misinterpretation of the data.

INCORPORATED SEPTEMBER 27, 1965

## CALIFORNIA CITY SPHERE OF INFLUENCE MUNICIPAL SERVICE REVIEW QUESTIONNAIRE



JANUARY 7, 2022